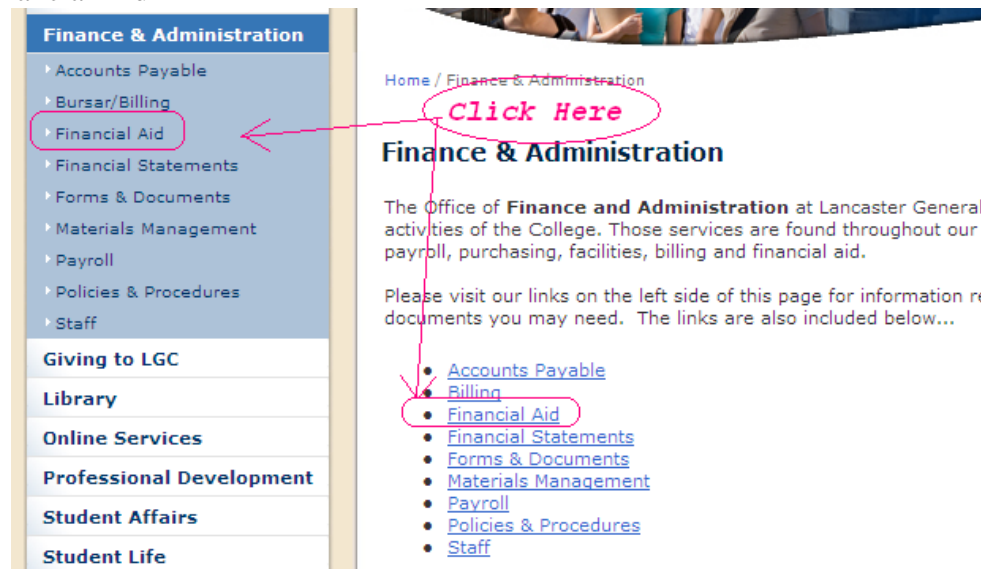


How to get to the Financial Aid on College Website!

1. Open Internet Explorer and Go to <http://www.lancastergeneralcollege.edu>
2. On the left Menu, Click on "Finance & Administration"



3. Then, Click Financial Aid



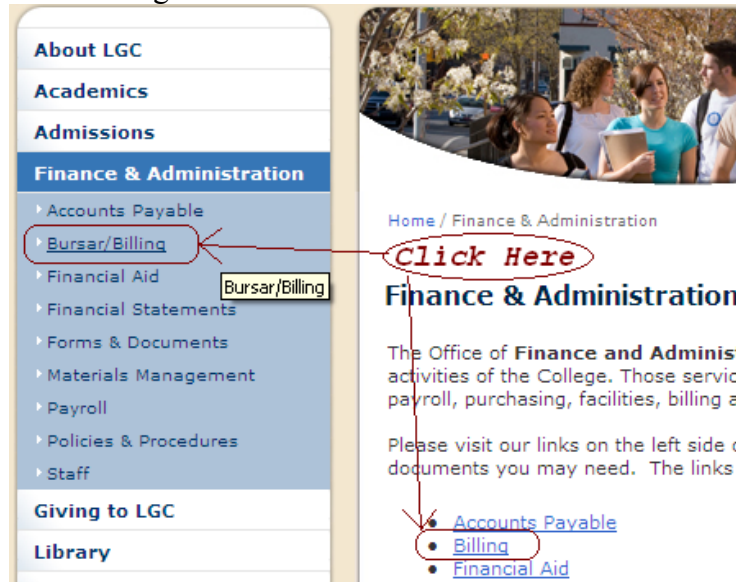
4. The Financial Aid Information should appear on the right section.

How to find the payment plan and make a on-line payment on College Website!

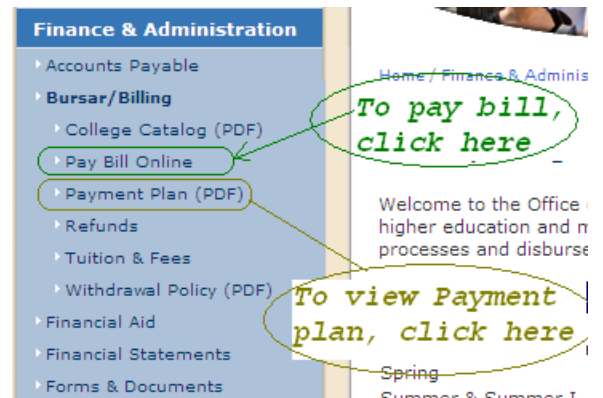
1. Open Internet Explorer and Go to <http://www.lancastergeneralcollege.edu>
2. On the left Menu, Click on “Finance & Administration”



3. Then, Click “Bursar/Billing”



4. To view the payment plan, click Payment Plan (PDF) or to pay bill online click Pay Bill Online



Getting Started in SONISweb

- **Finding Sonis from Home**, go to <https://sonis.lancastergeneral.org>.
- **Finding Sonis from College Website**, click “Online Services” on the left menu and then “Sonis”
- **Finding Sonis at the College**
 - Under "Standard Software" on any College computer, locate the icon for "SonisWeb".
 - Sonis is listed in the Quick Links section on the Top side of the home page.
 - Enter “sonisweb” into the address bar of your web browser.



Click “Student” and enter your college email address (eg. xx001@lancastergeneralcollege.edu) and your SONIS PIN in the spaces provided.

Note: If you don’t remember your PIN, there’s a link that you can click to request it be emailed to you.

The image shows a screenshot of the 'Student Access' login page. At the top, it says 'Lancaster General College of Nursing & Health Sciences' and 'Student Access'. There are two input fields: 'Email Address' and 'PIN'. Below the PIN field is a 'LOGIN' button. To the right of the login fields is a pink box with the text 'Forget PIN, Click here'. Below this box is a pink box with the text 'If you have forgotten your PIN and/or ID, please click here.' At the bottom, there is a red warning: 'SONIS PASSWORDS ARE SELF-SERVICE! Click above, where it says "If you don't know your PIN, click here." Enter your full LG email address. Your password (labeled PIN) will be emailed to you.'

How to view Bills in SonisWeb!

1. Log into SONISweb using “Getting into SONISweb” instructions above.
2. Click Billing to view your Bill

Lancaster General College of Nursing & Health Sciences

Secured Student Options
 for

[Logout](#) **Bio** [Billing](#) [Ledger](#) [Schedule](#)

Address: _____
 Phone: _____
 Email: [@lancastergeneralcollege.edu](mailto: @lancastergeneralcollege.edu)
 Program: Nursing

[Registration Requests](#) [Degree Audit](#)

Campus: Major 0.J
 Department: Nursing
 Division: College

Click Here

3. Then, click Printable to view in Print Mode

Lancaster General College of Nursing & Health Sciences

Click Here

Billing History
 for

[Logout](#) [Bio](#) **Billing** [Ledger](#) [Schedule](#)

[Registration](#) [Degree Audit](#)

School Year: Semester:

Date	Description	Charges	Credits	Awards	Chck/Rcpt#
07/01/2009	Tuition for BIO185	\$1,080.00			
07/01/2009	Lab Fee for BIO185	\$175.00			
07/01/2009	Tuition for ENG100	\$1,080.00			

4. Your Bill should appear in printable mode.

[← Return](#)

Lancaster General College of Nursing & Health Sciences
 Lancaster Institute for Health Sciences
 410 N Lime St

STATEMENT OF STUDENT ACCOUNT
 2009-10 Academic Year
 Fall Semester

Soc Sec No

Bill Date: 11/06/2009
 Due Date: 12/07/2009

Amount Due: \$316.25
 Amount Enclosed: \$_____

Please detach and return top portion with your payment

Fall Semester 200910		
BALANCE FORWARD		\$0.00
CHARGES	DATE	
Tuition for BIO185	07/01/2009	\$1,080.00